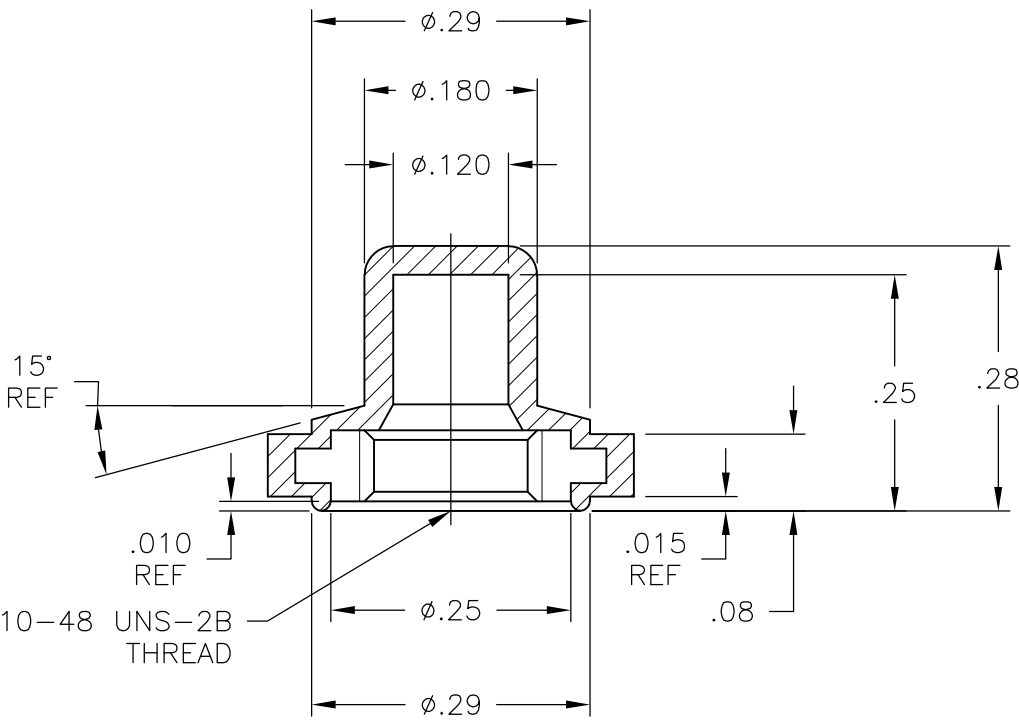
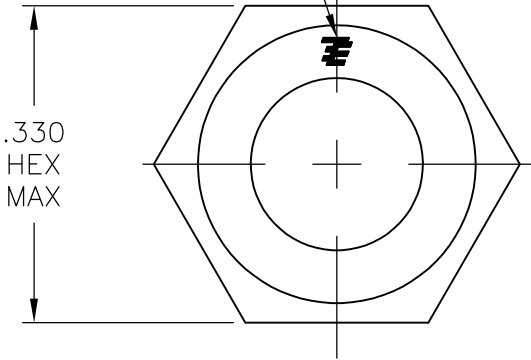



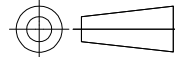
LOC —	DIST —	REVISIONS					
		P	LTR	DESCRIPTION	DATE	DWN	APVD
			B	REVISED PER ECO-07-029489	2/22/08	SS	MW

TE LOGO, RAISED



1. SOME DIMENSIONS MAY VARY DUE TO DIFFERENT COMPOUND SHRINKAGE FACTOR.
2. MINOR FLASH ACCEPTABLE ON INSERT THREAD.
3. BLACK FINISH/NICKEL PLATING INSIDE THREADS REMOVED DUE TO MOLDING PROCESS PERMITTED.
4. RUBBER TO METAL BOND MUST MEET OR EXCEED THE TEAR STRENGTH OF RUBBER.
5. COMPONENTS MUST COMPLY WITH THE EUROPEAN DIRECTIVE 2002/95/EC ON RESTRICTION OF THE USE OF CERTAIN HAZARDOUS SUBSTANCES IN ELECTRICAL AND ELECTRONIC EQUIPMENT (ROHS DIRECTIVE).

OBSOLETE	—	BRASS, NICKEL PLATE PER QQ-N-290	SILICONE, COLOR GRAY	1825615-3
	BP1048204	BRASS, NICKEL PLATE PER QQ-N-290	SILICONE, COLOR RED	1825615-2
	BP1048004	BRASS, BLACK OXIDE PER MIL-F-495	SILICONE, COLOR BLACK	1825615-1
	ALCO NUMBER	HEX NUT MATERIAL	RUBBER BOOT MATERIAL	PART NUMBER

THIS DRAWING IS A CONTROLLED DOCUMENT.		DWN S SCHLEGEL 22FEB2008		 Tyco Electronics Corporation Harrisburg, PA 17105-3608			
DIMENSIONS: INCHES		CHK M WILBOURN 2/22/08					
	TOLERANCES UNLESS OTHERWISE SPECIFIED: 0 PLC ± — 1 PLC ± — 2 PLC ± .01 3 PLC ± .005 4 PLC ± — ANGLES ± 5°		APVD M WILBOURN 2/22/08		NAME 10-48 PUSHBUTTON BOOT SEAL —		
			PRODUCT SPEC —				
			APPLICATION SPEC —				
			WEIGHT —				
			MATERIAL —				
FINISH —		SIZE A3		CAGE CODE 00779	DRAWING NO C-1825615	RESTRICTED TO —	
CUSTOMER DRAWING					SCALE 5:1	SHEET 1 OF 1	REV B

Mouser Electronics

Authorized Distributor

Click to View Pricing, Inventory, Delivery & Lifecycle Information:

[TE Connectivity:](#)

[BP1048004](#)